




DIGITEC SYSTEMS

In Pace With Technology





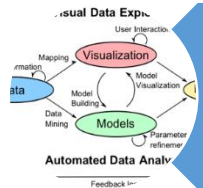
Data Collection



Data Analysis



Visualization



Visual Analytics

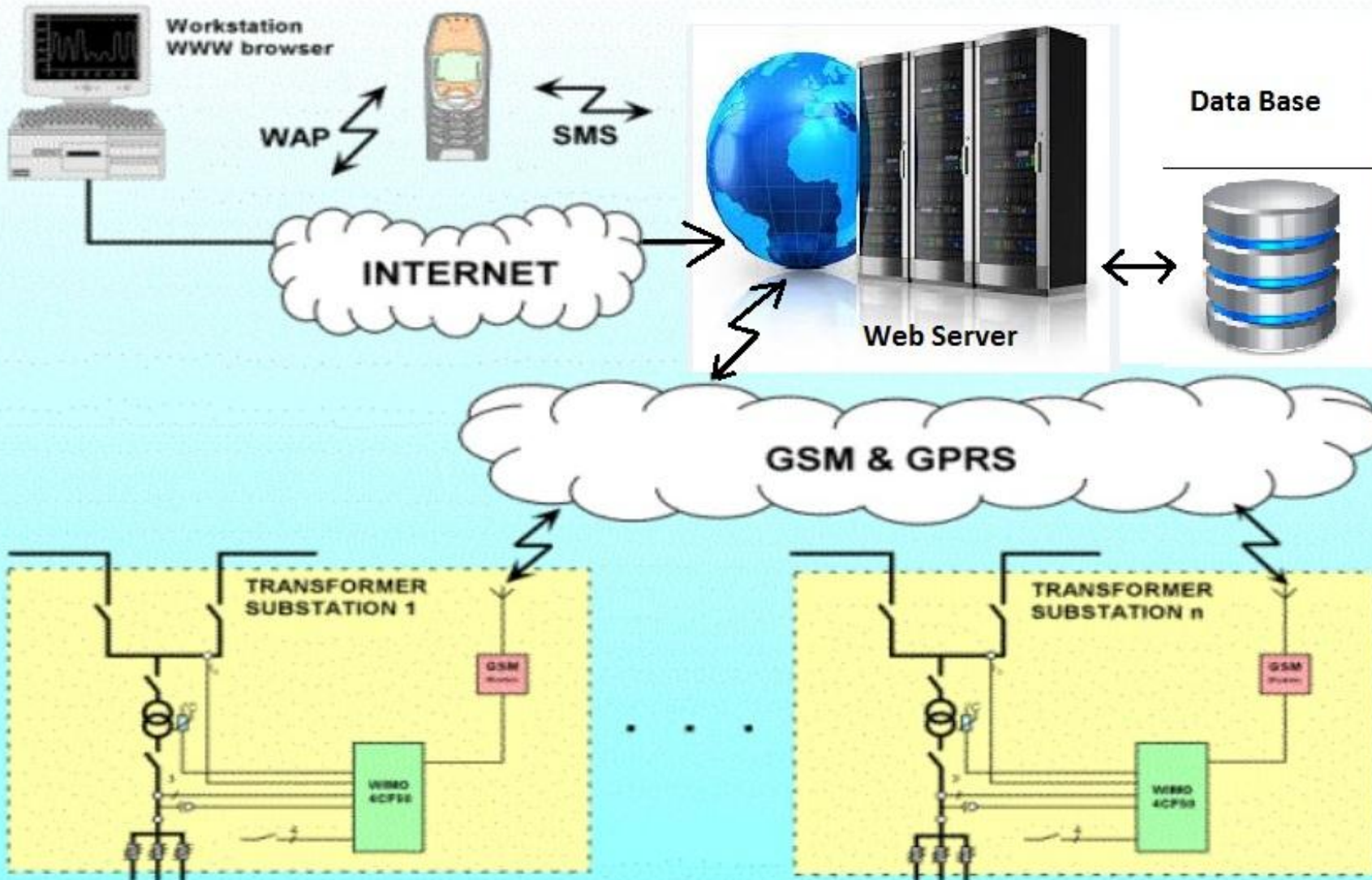


Collaboration and Dissemination



Put in Action

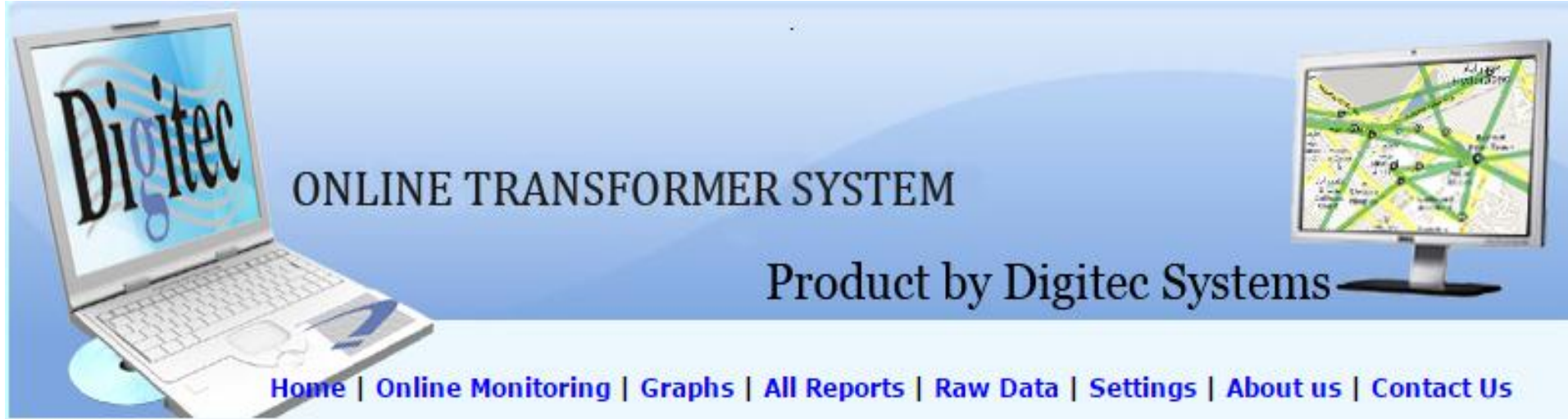
Digitecsystems – Online Transformer System(OTS)



Online Transformer System(OTS)



A product of
Digitec Systems

A promotional banner for the Online Transformer System. It features a laptop on the left with the Digitec logo on its screen, and a desktop monitor on the right displaying a network map. The background is a light blue gradient with a subtle globe. The text "ONLINE TRANSFORMER SYSTEM" is centered in a serif font, and "Product by Digitec Systems" is positioned below it. At the bottom, a navigation menu includes links for Home, Online Monitoring, Graphs, All Reports, Raw Data, Settings, About us, and Contact Us.

ONLINE TRANSFORMER SYSTEM

Product by Digitec Systems

[Home](#) | [Online Monitoring](#) | [Graphs](#) | [All Reports](#) | [Raw Data](#) | [Settings](#) | [About us](#) | [Contact Us](#)

Key features:

- Highly reliable
- Easy to install
- Real time monitoring
- Backup battery
- Control transformer on/off
- Transformer temperature
- Auto generate alerts
- Reports
- Graphical data analysis

Data Collection:



Real time Data collection from different transformers.

meter_id	date_time	v1	v2	v3	c1	c2	c3	pf	pf1	pf2	pf3	kw	kw1	kw2	kw3	kvr	kvr1	kvr2	kvr3	kwh	kvah
lt100	2/8/2016 4:55:00 PM	235.4099	235.2899	235.1299	0.1599	0.1599	0.1599	0.9899	0.9899	0.9899	0.9899	0.1157	0.0385	0.0385	0.0384	0.0072	0.0023	0.0023	0.0023	1673.5898	398.6199
lt100	2/8/2016 4:50:00 PM	236.5599	236.4399	236.2799	0.1599	0.1599	0.1599	0.9899	0.9899	0.9899	0.9899	0.1168	0.0388	0.0387	0.0384	0.0072	0.0023	0.0024	0.0024	1673.5798	398.6199
lt100	2/8/2016 4:45:00 PM	234.4699	234.3599	234.1999	0.1599	0.1599	0.1599	0.9899	0.9899	0.9899	0.9899	0.1142	0.038	0.038	0.0379	0.0072	0.0023	0.0023	0.0023	1673.5698	398.6199
lt100	2/8/2016 4:40:00 PM	234.9799	234.8599	234.6999	0.1599	0.1599	0.1599	0.9899	0.9899	0.9899	0.9899	0.1152	0.0383	0.0383	0.0383	0.0073	0.0023	0.0023	0.0023	1673.5598	398.6199
lt100	2/8/2016 4:35:00 PM	235.9199	235.7999	235.6399	0.1599	0.1599	0.1599	0.9899	0.9899	0.9899	0.9899	0.1163	0.0386	0.0386	0.0386	0.007	0.0022	0.0023	0.0023	1673.5498	398.6199
lt100	2/8/2016 4:30:00 PM	235.4399	235.3199	235.1599	0.1599	0.1599	0.1599	0.9899	0.9899	0.9899	0.9899	0.1154	0.0384	0.0384	0.0384	0.0072	0.0023	0.0023	0.0023	1673.5397	398.6199
lt100	2/8/2016 4:25:00 PM	234.5799	234.4599	234.2999	0.1599	0.1599	0.1599	0.9899	0.9899	0.9899	0.9899	0.1153	0.0384	0.0383	0.0383	0.0071	0.0023	0.0023	0.0023	1673.5297	398.6199



ONLINE TRANSFORMER SYSTEM

Product by Digitec Systems



[Home](#) | [Online Monitoring](#) | [Graphs](#) | [All Reports](#) | [Raw Data](#) | [Settings](#) | [About us](#) | [Contact Us](#)

Logged In as : Guest [Logout](#)

Meter ID:

hv1

Updated

08/03 04:05

Phase A:	11363.63 V	89.592 A	0.8199 PF
Phase B:	11256.25 V	90.392 A	0.8499 PF
Phase C:	11183.51 V	95.192 A	0.8399 PF
Power:	1498.4 KW	975.2 KVAR	
Energy:	1786959.2 KWH	254239.2 KVAH	
Temp. :	40 °C Alert Point	34.2 °C	
Battery:	10 V Alert Point	12.83 V	AC Failure

AC Failure : 08/03/2016 12:12

AC ON : 08/03/2016 14:06

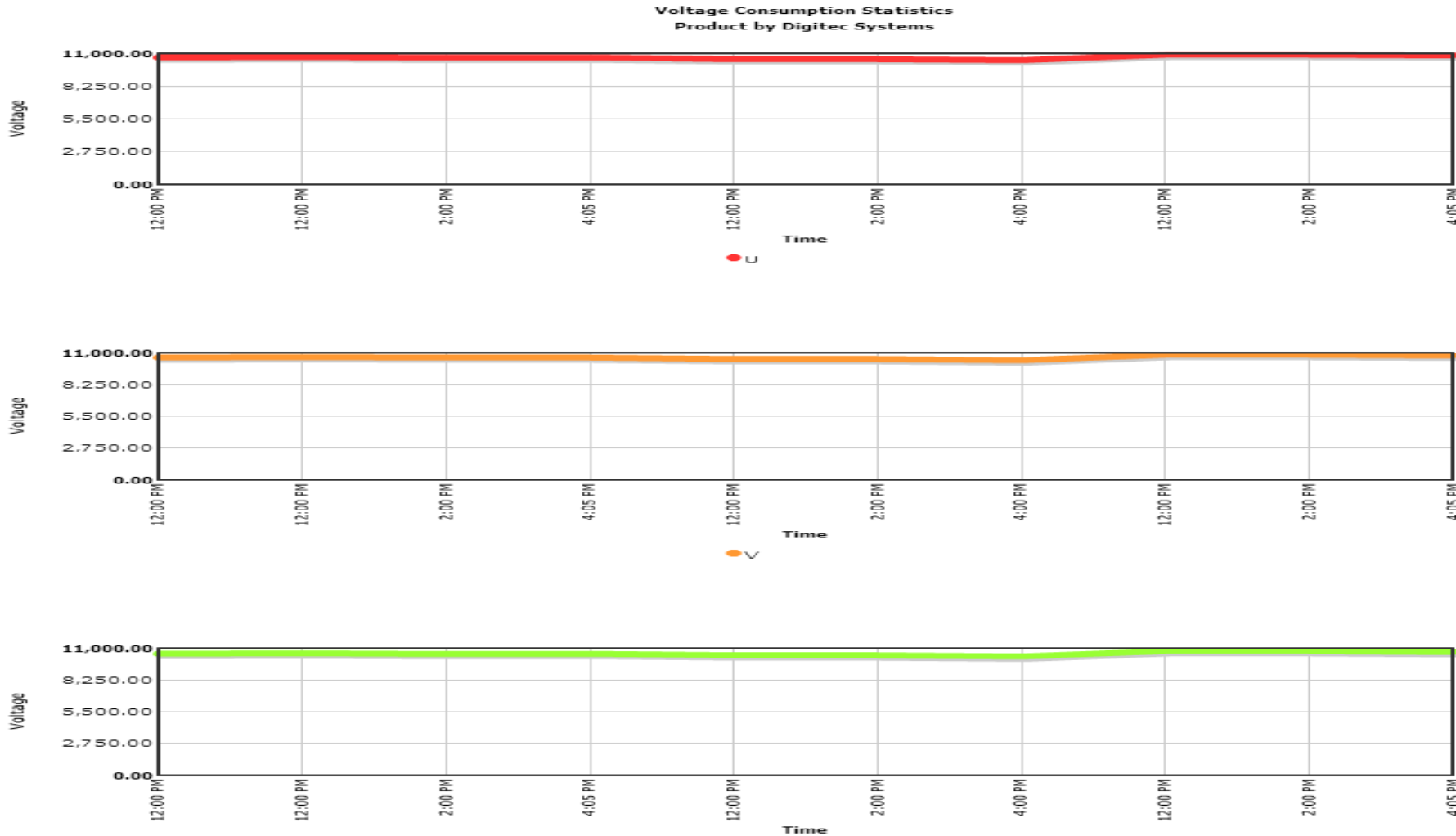
Total Time Failure : 01:53:59

=====

Real time Data Monitoring with number of different parameter for instance each phase has different voltage, current, power factor as well as it measures temperature of transformer, battery voltages, active and reactive power.

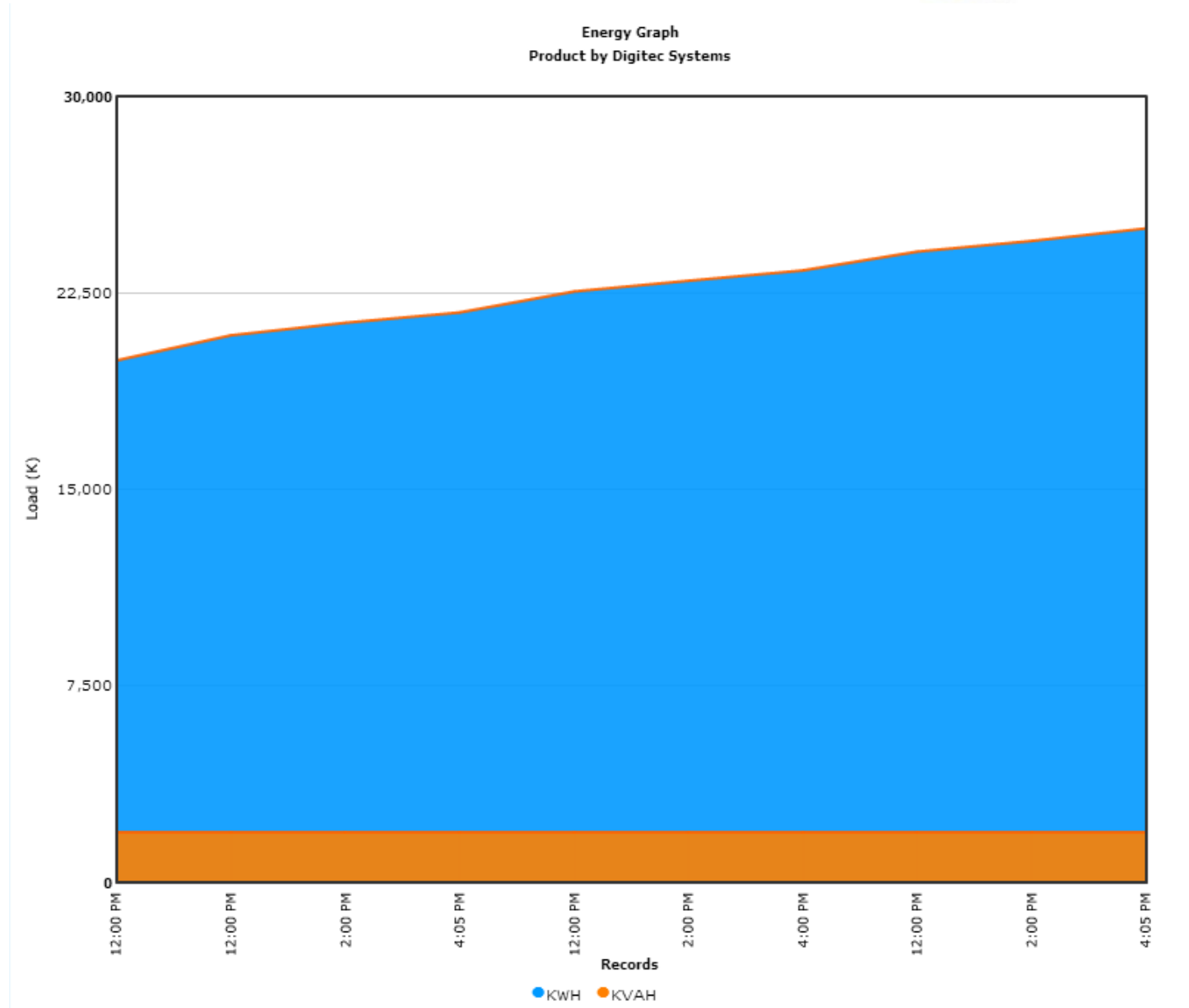
Data Analysis:

inspecting, cleaning, transforming, and modeling **transformer data** with the goal of discovering useful information, suggesting conclusions, and supporting decision-making.

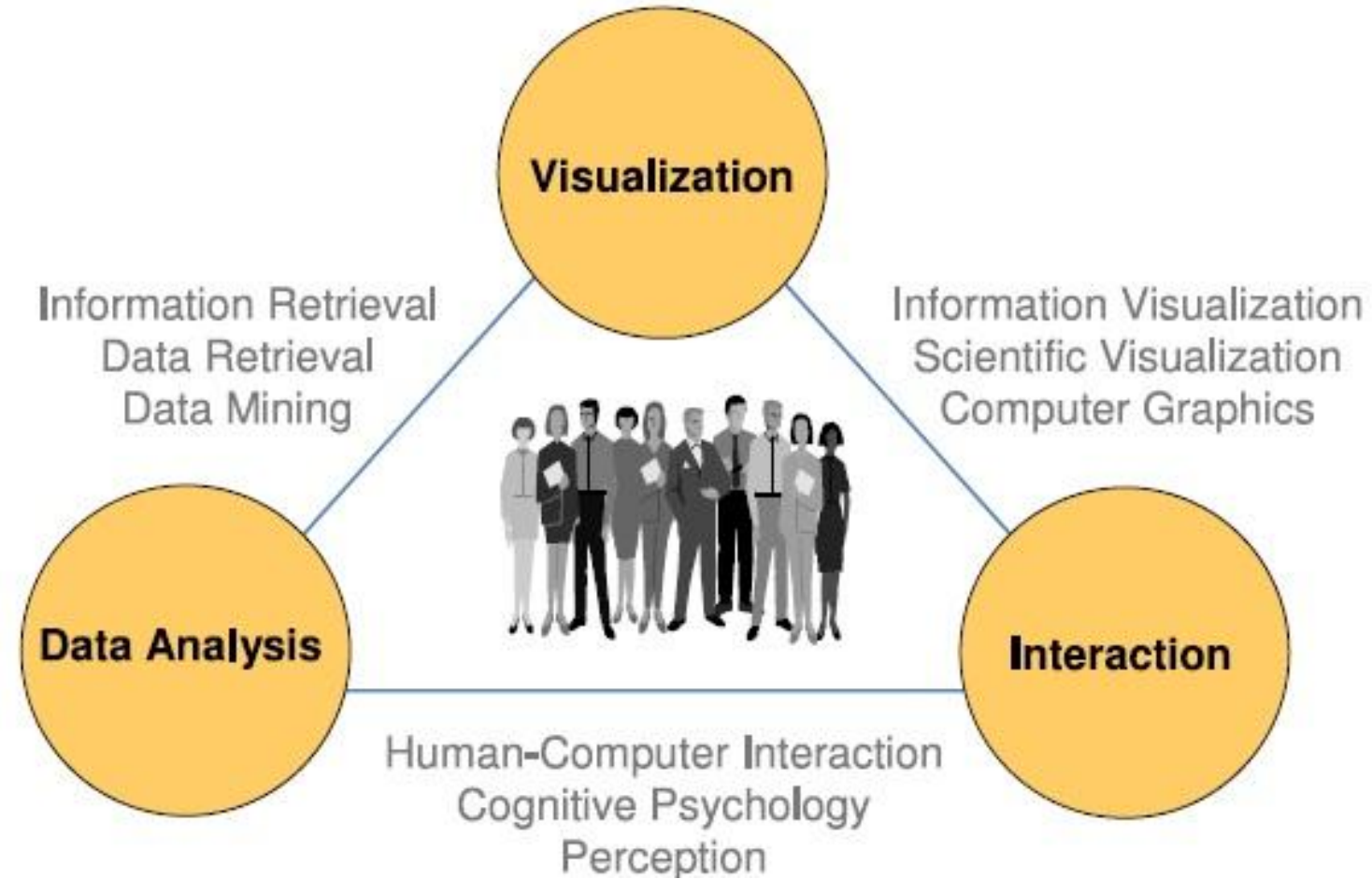


Visualization:

Visualization through visual imagery has been an effective way .



Visual Analytics:



Put In Action



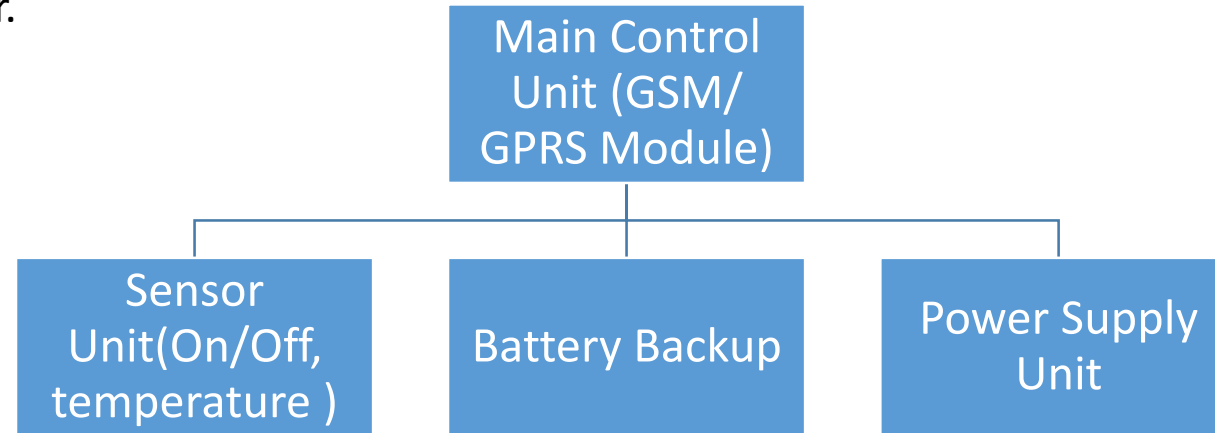
Digitec Systems believes in working with complete dedication and utmost effort. We are sure that our understanding of the project will convince K-Electric authorities and K-Electric will trust us for this project. The solution offered by Digitec Systems will make the whole **OTS** process automated.

The solution proposed by Digitec Systems is the need of the time for K-Electric. **OTS** will facilitate the members of K-Electric to take calculated decision even in distant locations, and thus maximum participation of members will be ensured. We are sure that our **OTS** will be considered for the upcoming K-Electric projects and the engineering team of Digitec Systems will be trusted to serve the K-Electric for this project.

Technical:



The Online transformer system **OTS** consist of the following subsystems which are install near the transformer; the panel is mounted near the transformer.



Main Control Unit (MCU)

This unit works on DC 12v input, it has GSM/GPRS modem installed for communication. The GSM (Specifications below) communicates with the MCU messages over the GPRS network using internet. The MCU updates a dedicated website set up for this purpose. This site can only be accessed by an authorized person so as to monitor the network. The MCU has ability for generate the alert and. It is not only monitors the transformer but also control ON/OFF state and also update the site in real time thus making an ideal solution.

Sensors and mechanical work

This unit is installed near the transformer switch it keeps monitoring the output. Voltage, current, power factor, energy, temperature, battery volt and on/off the transformation and continuously sends information to MCU which proceeds further. By using command we can shut down the transformer.

The Battery Backup

The backup batter provides a backup time of 12 hours. It has a built in 12 volt 7 amp sealed battery And the charging unit. There is also a provision of sending the status of the battery to MCU in case there Is a fault in the unit thus providing more secure solution.

Website

A website is made to monitor the transformers; only an authorized person can login to the website and Can monitor the transformer this allows easy access from anywhere, just the administrator or any authorized Person needs to connect to the internet. It would be possible to view The meter status in graphical as well as tabular form. It would also be possible to show real time parameters And set the limits on different parameters to show the alerts.



Head Office:

Plot no: 178, Sector-24, Korangi Industrial Area, Karachi.

Tel: 021-35120968, 021-35076882, Fax: 021-35120967.

Web: www.digitecsystems.com,

E-mail: info@digitecsystems.com

www.facebook.com/digitecsystemsco,

<http://pk.linkedin.com/in/digitecsystemsco>

Co-Operative Office:

Plot no: 29-E, Mazanine floor, Khayaban-e-Jami, DHA Phase II Ext, Karachi.

Tel: 021-35896272, Fax: 021-35389259.

